

402 RR

Non-return axial guided valve
02 System

Technical Data Sheet



Description

A non-return valve is compatible with many types of fluids and can be adapted to a wide range of installations. However, each of these installations comes with their own particular constraints : mechanical, hydraulic, physical or chemical. The O2 system offers the best compromise between hydraulic performance, ruggedness, sealing-tightness and cost effectiveness with any kind of liquids (subject to a validation of our recommendation service).

Our valves meet the requirements of the Pressure Equipment Directive 2014/68/UE. This range extends from 40 to 500 mm. By its technology, it operates in any position for a lot of applications. It's compact and it doesn't generate hammering.

- Operates in any position
- Minimum head loss
- Silent, reliable sealing, compact
- Exceptional robustness
- Does not generate hammering
- Closing system in stainless steel : long back axial guiding and reduced displacement
- Sealing guaranteed by an EPDM seal
- Return spring
- Internal/external polyamid coated

402RR

Non-return axial guided valve - O2 System



DN in mm	PN	PFA in bar	PS in bar				Cat	Ref.	Weight Kg
			L1	L2	G1	G2			
1 1/2	40	10/16	16	16	16	16	I	149B2281RR	4,2
2	50	10/16	16	16	16	16	I	149B2282RR	5,8
2 1/2	65	10/16	16	16	16	15	I	149B2283RR	8,1
3	80	10/16	16	16	16	12	I	149B2284RR	10,2
4	100	10/16	16	16	16	10	I	149B2285RR	14,5
5	125	10/16	16	16	16	0,5	I	149B2226RR	24
6	150	10/16	16	13	16	0,5	I	149B2227RR	32
8	200	10	10	10	10	10	I	149B2229RR	53
10	250	10	10	10	10	10	I	149B2230RR	94
12	300	10	10	10	10	10	I	149B2231RR	140
14	350	10	10	10	10	0,5	I	149B2232RR	225
16	400	10	10	10	10	0,5	I	149B2233RR	312
20	500	10	10	10	10	0,5	I	149B2235RR	540

Important notice :

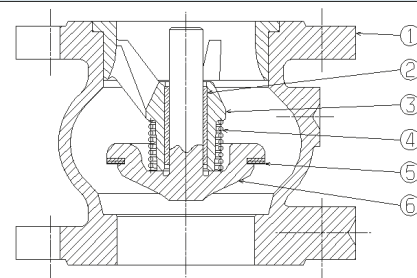
The indicated pressure for the different categories of fluids (L1/L2/G1/G2) is under no condition a guarantee of use. Therefore, it is essential to validate the use of products under given operating conditions. The operating instructions are available on our web site www.socla.com or by requesting from our sales department.

Technical features

Operating temperature	-10 °C to 80 °C
Permissible operating pressure (PFA) in water	See table above
Maximum permissible pressure (PS) other mediums	See table above
Connection	Flanges drilled PN (see table)
Mediums	Not loaded liquids, gas

Nomenclature and materials

N° Désignation	Materials	EURO	ANSI
1 Body	Cast iron + Rilsan	EN 1561 EN-GJL-250	ASTM A 48 35 B
2 Ring	Stainless steel	EN 10088-3 X5CrNi 18-10	AISI 304
3 Guide	DN 50 mm Others DN	Bronze Cast iron + Rilsan	EN 1982 CuSn5Zn5Pb2-C GS EN 1561 EN-GJL-250
4 Spring	Stainless steel	EN 10270-3 X10CrNi18-8	AISI 302
5 Seal	EPDM		
6 Closing system	+ Stem DN 40 mm DN 50-500 mm	Stainless steel	EN 10088-3 X5CrNi18-10 EN 10213 GX5CrNi19-10+AT



Approvals



International construction Standards :

Directive 2014/68/UE

Flange drilling according to EN1092-2

Application

The non-return valve 402RR SOCLA is the most universal for water supply, pumps protection, general circuits, boosters and water distribution. It can be installed in any position with not loaded liquids and gas.

Installation

Installation :

Before putting valve into operation, check that:

- the working conditions are compatible with the details given on the identification plate, the instruction notice and the manufacturer's detail,
- the valve works effectively when tried (carry out a few opening and closing operations of the closing system),
- the valve is free-pollution inside.

On a new installation or after maintenance, the circuit must be rinsed with the valve completely open in order to remove solid matter which may damage the internal parts of the valve.

Commissioning :

The installation should be put under pressure progressively to avoid damage which might occur to internal components.

Make sure that when flow stops the valve maintains pressure well and that there is no water-hammer which might damage the valve or installation.

If there is water-hammer, an anti-water hammer system must be added to the installation.

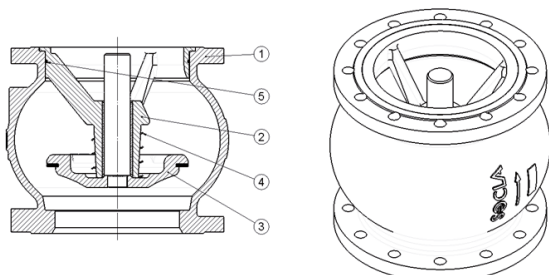
During a prolonged stoppage, a change in the state of the fluid may result in damage when the installation is brought back into service (solidification...).

Establish an adequate procedure program for cleaning the system.

Maintenance

• Removing :

1. Remove guide assembly (N°2)
2. Remove the o-ring seal (N°5) from its groove
3. Remove the spring (N°4)
4. Remove all the closing system (N°3)



• Reassembly :

Make sure that the seal is in a good condition before reassembly the valve.

Clean and lubricate it if necessary with a suitable product.

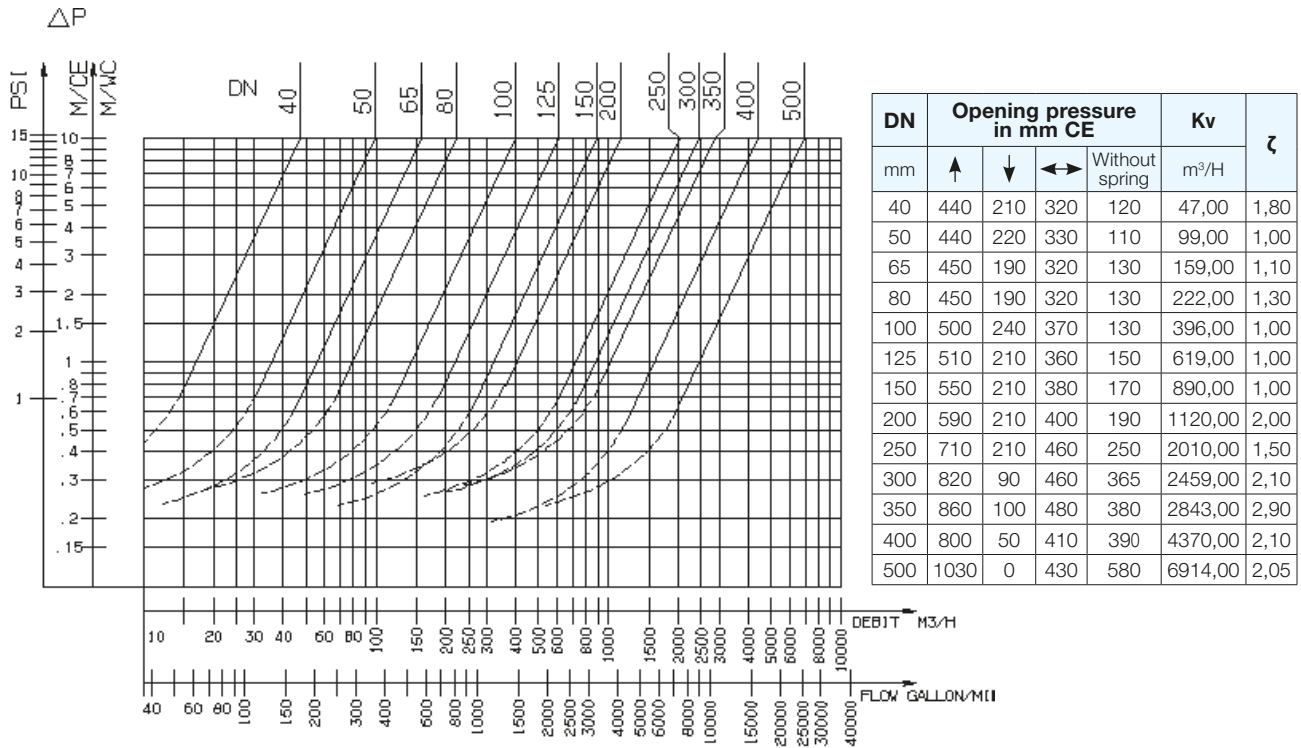
1. Put all the closing system (N°3) into the casing (N°1)
2. Insert the spring (N°4)
3. Put the o-ring seal (N°5) in its groove
4. Insert the guide assembly (N°2). This step may require to use a press.

Once the reassembly done, test the device in order to check its sealing.

Operation

Direction for use :

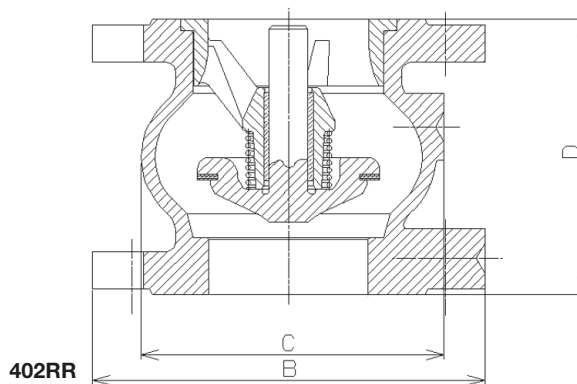
- Solid line : Valve completely open
- Dotted line : opening stage of valve



402RR - Headloss chart

Sizing

DN	A	B	C	D
"	mm	mm	mm	mm
1 1/2	40	85	80	150
2	50	100	97	165
2 1/2	65	120	125	185
3	80	140	150	200
4	100	170	187	220
5	125	200	220	250
6	150	230	260	285
8	200	288	340	340
10	250	354	420	405
12	300	395	490	460
14	350	472	586	533
16	400	560	680	597
20	500	750	880	670



The descriptions and photographs contained in this product specification sheet are supplied by way of information only and are not binding.

Socla reserves the right to carry out any technical and design improvements to its products without prior notice. Warranty : All sales and contracts for sale are expressly conditioned on the buyer's assent to Socla terms and conditions found on its website at www.socla.com. Socla hereby objects to any term, different from or additional to Socla terms, contained in any buyer communication in any form, unless agreed to in a writing signed by an officer of Socla.



A WATTS Brand

Socla sas

365 rue du Lieutenant Putier • 71530 Virey-Le-Grand • France
 Tel. +33 03 85 97 42 00 • Fax +33 03 85 97 42 42
contact@wattswater.com • www.socla.com
 ISO 9001 version 2015 / ISO 18001