

Y333P

Y pattern strainer

Technical Data Sheet



Description

The Y pattern strainers is available with a drain cock allowing a quick and efficient cleaning.

- Internal/external epoxy coating
- Filtration DN :
 - 500 microns for DN 40/50
 - 800 microns for DN 65
 - 1250 microns for DN 80/100/125/150/200
 - 1600 microns for DN 250/300/350/400



Y333P

Y pattern strainer

| DN | | PN | PFA in bar | PS in bar | | | | Cat. | Ref. | Weight Kg |
|----|------|-----|---------------|-----------|----|----|----|------|-----------------|--------------|
| " | mm | | | L1 | L2 | G1 | G2 | | | |
| 1 | 1/2 | 40 | 10/16 | 16 | 16 | x | x | 4.3 | 149B3280 | 6,5 |
| 2 | 2 | 50 | 10/16 | 16 | 16 | x | x | 4.3 | 149B3281 | 8,5 |
| 2 | 1/2* | 65 | 10/16 | 16 | 16 | x | x | 4.3 | 149B3282 | 9,8 |
| 3 | 3 | 80 | 10/16 | 16 | 16 | x | x | 4.3 | 149B3283 | 13,5 |
| 4 | 4 | 100 | 10/16 | 16 | 16 | x | x | 4.3 | 149B3284 | 18 |
| 5 | 5 | 125 | 10/16 | 16 | 16 | x | x | 4.3 | 149B3285 | 27,5 |
| 6 | 6 | 150 | 10/16 | 16 | 13 | x | x | 4.3 | 149B3286 | 43 |
| 8 | 8 | 200 | 10 | 10 | 10 | x | x | 4.3 | 149B3287 | 83 |
| 10 | 10 | 250 | 10 | 10 | 10 | x | x | 1 | 149B3288 | 112 |
| 12 | 12 | 300 | 10 | 10 | 10 | x | x | 1 | 149B3289 | 160 |
| 14 | 14 | 350 | 10 | 10 | 10 | x | x | 1 | 149B3788 | 297 |
| 16 | 16 | 400 | 10 | 10 | 10 | x | x | 1 | 149B3791 | 406 |

* Double drilling : DN65/DN60
Double drilling : 4 and 8 holes

Important notice :

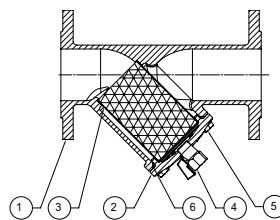
The indicated pressure for the different categories of fluids (L1/L2/G1/G2) is under no condition a guarantee of use. Therefore, it is essential to validate the use of products under given operating conditions.

Technical features

| | |
|---|--|
| Operating temperature | -10 to 80°C, for temperatures over 80°C consult us |
| Permissible operating pressure (PFA) in water | See table above |
| Maximum permissible pressure (PS) other mediums | See table above |
| Connection | With flanges - PN (see table) |
| Mediums | Clear liquids |

Nomenclature and materials

| N° | Description | Materials |
|----|--------------------|------------------------------|
| 1 | Body | DN 40-50 Cast iron/Epoxy |
| | | DN 65-400 Ductile iron/Epoxy |
| 2 | Cap | DN 40-50 Cast iron/Epoxy |
| | | DN 65-400 Ductile iron/Epoxy |
| 3 | Strainer | Stainless steels |
| 4 | Drain cock M/F | 1/2 DN 40-300 Brass |
| | | 3/4 DN 350-400 Brass |
| 5 | Pin / screw / bolt | Stainless steels |
| 6 | Seal | Fiber |



Approvals



International construction Standards :
 CE Conformity Directive 2014/68/UE
 Flange drilling according to EN 1092-2
 Overall dimensions according to EN 558-1 series 1

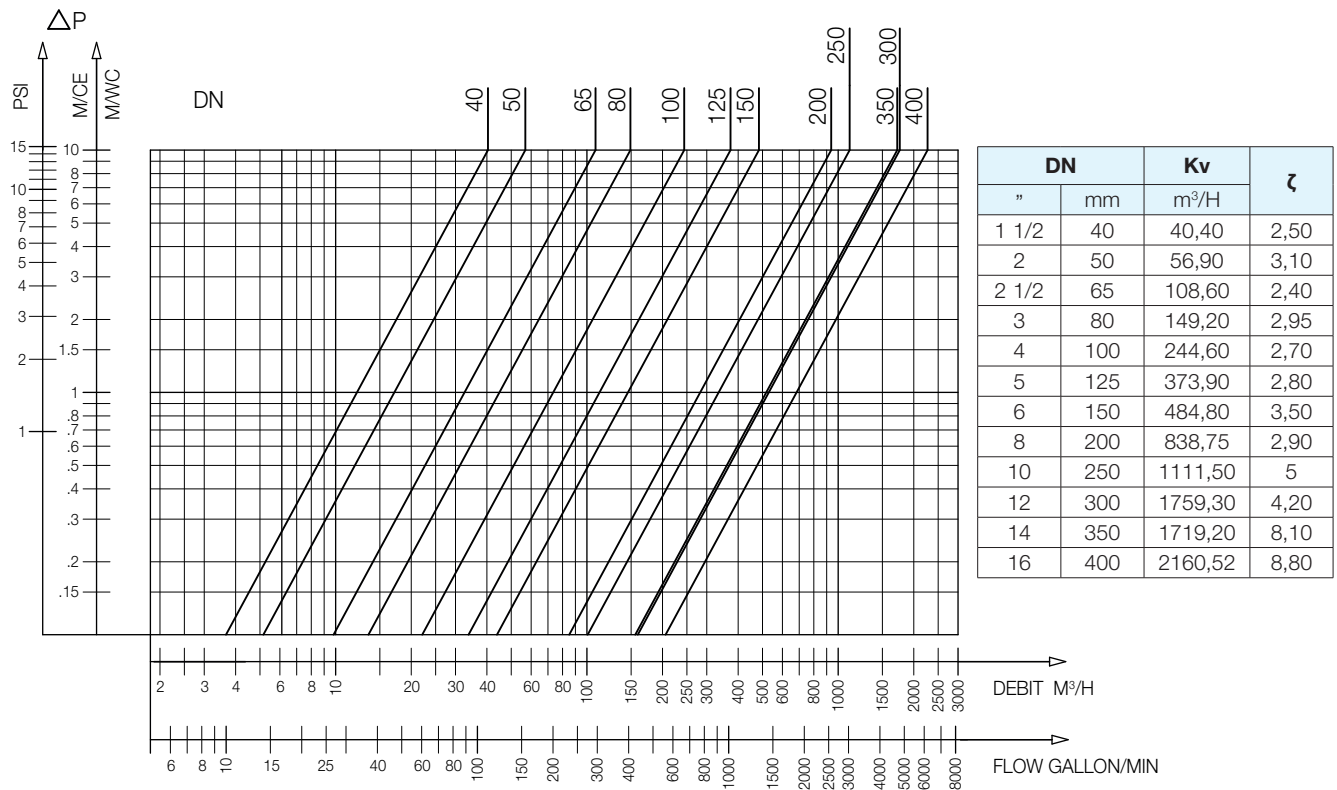
Application

The Y pattern strainer Y333P is designed to protection of pumps, valves, pressure reducing valves, backflow preventer, against any impurity in the piping system (rust, seal fragments, foreign bodies).

Operation

Direction for use :

- Solid line: Valve completely open

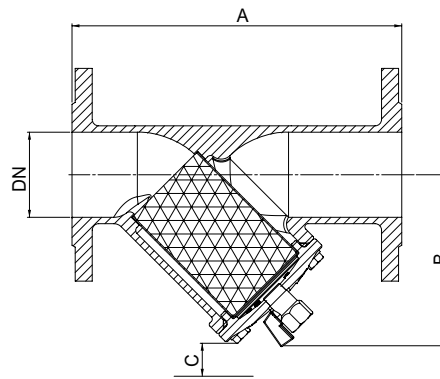


Y333P - Headloss chart

Sizing

| DN | | A | B | C* | Mesh |
|-------|-----|------|-----|-----|------|
| " | mm | mm | mm | mm | mm |
| 1 1/2 | 40 | 200 | 130 | 35 | 0,50 |
| 2 | 50 | 230 | 145 | 50 | 0,50 |
| 2 1/2 | 65 | 290 | 137 | 65 | 0,80 |
| 3 | 80 | 310 | 159 | 75 | 1,25 |
| 4 | 100 | 350 | 187 | 90 | 1,25 |
| 5 | 125 | 400 | 249 | 125 | 1,25 |
| 6 | 150 | 480 | 301 | 170 | 1,25 |
| 8 | 200 | 600 | 403 | 220 | 1,25 |
| 10 | 250 | 730 | 472 | 200 | 1,60 |
| 12 | 300 | 850 | 508 | 250 | 1,60 |
| 14 | 350 | 980 | 587 | 315 | 1,60 |
| 16 | 400 | 1100 | 658 | 370 | 1,60 |

* Required height to remove the strainer



Y333P

The descriptions and photographs contained in this product specification sheet are supplied by way of information only and are not binding.

Socla reserves the right to carry out any technical and design improvements to its products without prior notice. Warranty : All sales and contracts for sale are expressly conditioned on the buyer's assent to Socla terms and conditions found on its website at www.socla.com. Socla hereby objects to any term, different from or additional to Socla terms, contained in any buyer communication in any form, unless agreed to in a writing signed by an officer of Socla.



A WATTS Brand

Socla sas

365 rue du Lieutenant Putier • 71530 Virey-Le-Grand • France

Tel. +33 03 85 97 42 00 • Fax +33 03 85 97 42 42

contact@wattswater.com • www.socla.com

ISO 9001 version 2015 / ISO 18001