

## Technical data sheet

# Type 251PP

## EA antipollution non-return valve

System 01

### Applications and special features



- Operates in any position
- Minimum head loss
- Silent and robust
- Does not generate hammering
- Closing system : double axial guiding with return spring
- Excellent sealing at high as well as at low pressure ensured by a specially designed lip ring-seal.
- Drilled bosses 1/4" with drain cock, except DN15, drilled bosses 1/8"

### Technical description

DN		PFA (bar)	PS (bar)				Cat.	References	Vvs-nr
C	"		L1	L2	G1	G2			
15	1/2	10	10	10	10	10	3.3	149B 2111 PP	
20	3/4	10	10	10	10	10	3.3	149B 2112 PP	
25	1	10	10	10	10	10	3.3	149B 2113 PP	
30	1 1/4	10	10	10	X	10	3.3	149B 2114 PP	
40	1 1/2	10	10	10	X	10	3.3	149B 2115 PP	

C : water meter

#### Important notice:

The indicated pressure for the different categories of fluids (L1/L2/G1/G2) is under no condition a guarantee of use. Therefore, it is essential to validate the use of products under given operating conditions.

- **Connection** : Female/Male BSP thread, with union nut
- **Permissible operating pressure PFA - water-** (for supply, distribution and disposal of water) : See table

- **Maximum permissible pressure PS - other mediums** : See tableau

- **θ** Mini. -10 °C  
Maxi. 80 °C

- **Mediums** : Clear liquids, gas

- **Approvals** : ACS

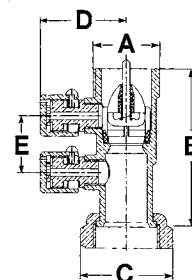
- **International construction Standards** :

NF Antipollution according to NF EN 13959 - EN1717

Thread connection according to NF E 03-005 ISO 228

### Overall dimensions

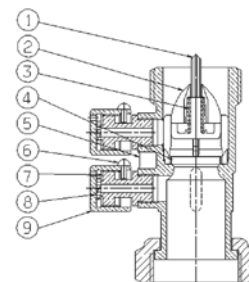
Connection A		B	C	D	E	Weight
"	mm	mm	mm	mm	mm	kg
15	20/27	78	30	30	26	0,28
20	26/34	81	37	35	26	0,40
25	33/42	89	46	36	30	0,60
30	40/49	99	55	36	30	0,77
40	50/60	105	65	41	32	1,19



# Technical data sheet Type 251PP - EA antipollution non-return valve

## Spare parts list and materials

Nb	Description	Materials	EURO	ANSI
1	CLOSING SYSTEM	POM (polyacetal)		
2	GUIDE	POM (polyacetal)		
3	SPRING	Stainless steel		
4	SEAL	NBR (Nitrile)		
5	CASING	Brass	CuZn39Pb2 ou CuZn40Pb2	
6	RIVET	Copper		
7	STEM	Brass	CuZn39Pb3	
8	SEAL	EPDM		
9	PLUG	Brass	CuZn39Pb3	

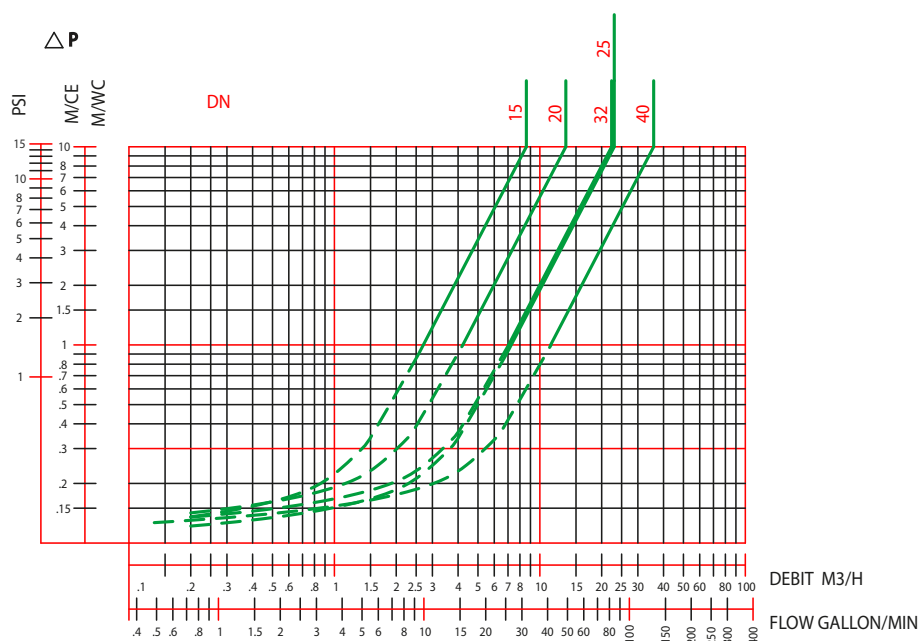


## Working principle

DN		Opening pressure (in mm WC)	Kv	ζ
C	"		m <sup>3</sup> /H	
15	1/2	Between 50 and 200	8,6	1,1
20	3/4		13,4	1,45
25	1		23,6	1,2
30	1 1/4		22,4	3,2
40	1 1/2		35,8	3,4

### Direction for use :

- Solid line : Valve completely open
- Dotted line : opening stage of valve



Socla can accept no responsibility for possible errors in catalogue, brochures and other printed material. Socla reserve the right to alter its products without notice. This also applies to products already agreed. All trademarks in this material are the property of the respective companies. All right reserved.

## Socla SAS

365 rue du lieutenant Putier  
71530 VIREY LE GRAND  
Postal address : CS 10273  
71107 CHALON SUR SAONE Cedex

Tel : 33 3 85 97 42 42  
Fax : 33 3 85 97 97 42  
<http://www.socla.com>  
e-mail: [contact@socla.com](mailto:contact@socla.com)