

## Technical data sheet

# Type 223D

## EA anti-pollution non-return valve

03 System

### Applications and special features



- Operates in any position
- Minimum head loss
- Particularly suitable for pressure water systems.
- Does not generate hammering
- Closing system : axial guiding with return spring
- Excellent sealing at high as well as at low pressure.
- Drilled bosses 1/4" brass plug
- Incrustation resistant materials

### Technical description

DN	PFA (bar)	PS (bar)				Cat.	References	Vvs-nr
		L1	L2	G1	G2			
1/2	16	16	16	16	16	3.3	149B 2890 D	
3/4	16	16	16	16	16	3.3	149B 2891 D	
1	16	16	16	16	16	3.3	149B 2892 D	
1 1/4	16	16	16	X	16	3.3	149B 2893 D	
1 1/2	16	16	16	X	16	3.3	149B 2894 D	
2	16	16	16	X	16	3.3	149B 2895 D	

#### Important notice :

The indicated pressure for the different categories of fluids (L1/L2/G1/G2) is under no condition a guarantee of use. Therefore, it is essential to validate the use of products under given operating conditions.

- **Connection** : Male/male with union nut, BSP thread
- **Permissible operating pressure PFA - water-** (for supply, distribution and disposal of water) : See table
- **Maximum permissible pressure PS - other mediums** : See table

•  $\theta$       Mini. -10 °C  
                   Maxi. 80 °C

• **Mediums** : Clear liquids, gas

• **Approvals** : ACS

• **Other approvals available** : **kiwa**

• **International construction Standards** :

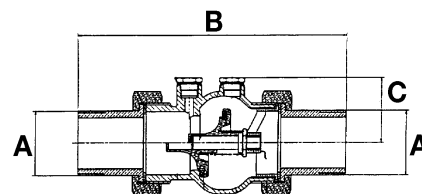
NF Antipollution according to NF EN 13959-EN1717

Thread connection according to NF EN ISO 228-1 or ISO 7.1

CE Conformity Directive 97/23/CE

### Overall dimensions

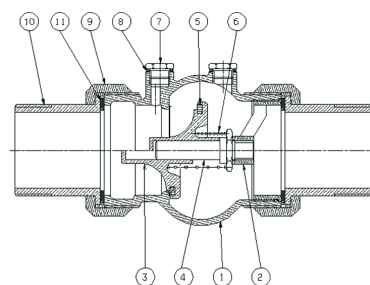
DN	Connection A		B	C	Weight
	"	mm			
1/2	1/2	15/21	132	28	0,335
3/4	3/4	20/27	148	35	0,550
1	1	26/34	166	39	0,880
1 1/4	1 1/4	33/42	184	44	1,230
1 1/2	1 1/2	40/49	194	48	1,935
2	2	50/60	231	56	3,220



## Technical data sheet Type 223D - EA anti-pollution non-return valve

### Spare parts list and materials

Nr	Description	Material	EURO	ANSI
1	CASING	Brass	CuZn39Pb1AL-C	
2	GUIDE	Brass	CuZn39Pb2	ASTM B 124
3	CLOSING SYSTEM	Brass	CuZn39Pb3	
4	STEM	Brass	CuZn36Pb2As	
5	SEAL	EPDM		
6	SPRING	Stainless steel	X10CrNi18-8	AISI 302
7	PLUG	Brass	CuZn40Pb2	
8	SEAL	EPDM		
9	NUT	Brass	CuZn39Pb2	ASTM B124
10	SOCKET	Brass	CuZn39Pb2	ASTM B124
11	SEAL	Fiber		



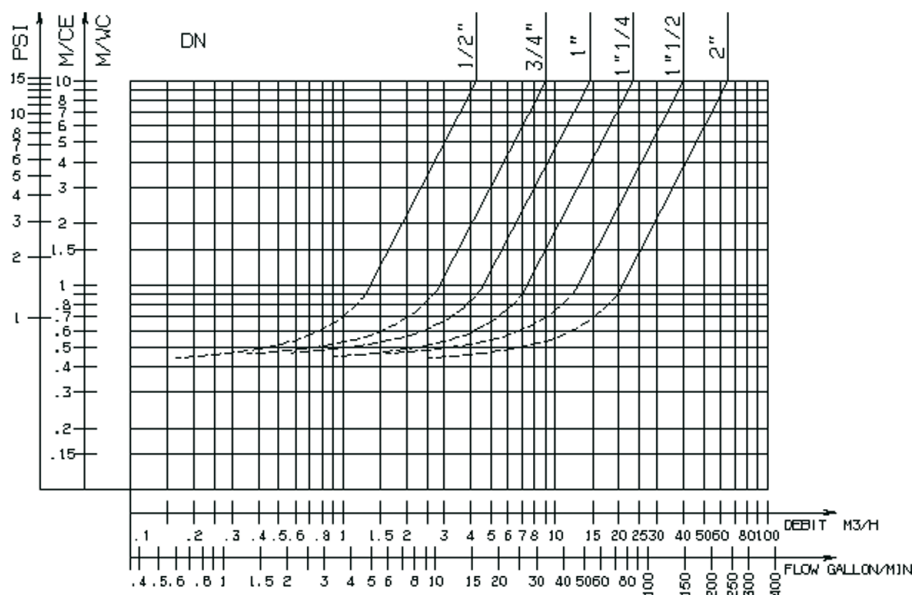
### Working principle

DN	Opening pressure (in mm WC)	Kv	ζ
"	 between 150 and 800	m <sup>3</sup> /H	
1/2		4,25	4,39
3/4		9,00	3,09
1		14,53	2,90
1 1/4		23,30	3,00
1 1/2		40,47	2,45
2		65,27	2,30

#### Direction for use :

- Solid line : Valve completely open
- Dotted line : opening stage of valve

$\Delta P$



Socla can accept no responsibility for possible errors in catalogue, brochures and other printed material. Socla reserve the right to alter its products without notice. This also applies to products already agreed. All trademarks in this material are the property of the respective companies. All right reserved.

### Socla SAS

365 rue du lieutenant Putier  
 71530 VIREY LE GRAND  
 Postal address : CS 10273  
 71107 CHALON SUR SAONE Cedex

Tel : 33 3 85 97 42 52  
 Fax : 33 3 85 97 97 42  
<http://www.socla.com>  
 e-mail: [commer@socla.com](mailto:commer@socla.com)