

# 212S

Non-return axial guided valve

02 System

## Technical Data Sheet



## Description

A non-return valve is compatible with many types of fluids and can be adapted to a wide range of installations. However, each of these installations comes with their own particular constraints : mechanical, hydraulic, physical or chemical. The 02 system offers the best compromise between hydraulic performance, ruggedness, sealing-tightness and cost effectiveness with any kind of liquids (subject to a validation of our recommendation service).

Our valves meet the requirements of the Pressure Equipment Directive 2014/68/UE. This range extends from 65 to 80 mm. By its technology, it operates in any position. It's compact and it doesn't generate hammering.



### 212S

Non-return axial guided valve - 02 System

DN		PFA in bar	PS in bar				Cat.	Ref.	Weight Kg
"	mm		L1	L2	G1	G2			
2 1/2	65	40	30	40	15	40	I	<b>149B2454GS</b>	2,7
3	80	40	25	40	12	40	I	<b>149B2455GS</b>	5,3



#### Important notice :

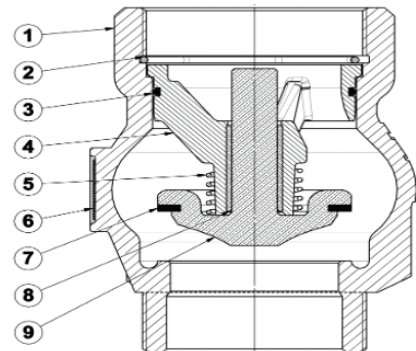
The indicated pressure for the different categories of fluids (L1/L2/G1/G2) is under no condition a guarantee of use. Therefore, it is essential to validate the use of products under given operating conditions. The operating instructions are available on our web site [www.socla.com](http://www.socla.com) or by requesting from our sales department.

#### Technical features

Operating temperature	-10 °C to 100 °C
Permissible operating pressure (PFA) in water	See table above
Maximum permissible pressure (PS) other mediums	See table above
Connection	Male/female, G cylindrical gas thread (BSP)
Mediums	Clear liquids, gas

#### Nomenclature and materials

N°	Description	Materials	EURO
1	Body	Cast iron / Epoxy	EN1561 EN-GJL-250
2	Rush	Stainless steel	EN 10270-3 X10CrNi18-8
3	O'ring seal	EPDM	
4	Guide	Bronze (DN 2"1/2) Cast iron/Epoxy (DN 3")	EN 1982 CuSn5Zn5Pb2-C GS EN1561 EN-GJL-250
5	Spring	Stainless steel	EN 10270-3 X10CrNi18-7
6	Rating plate		
7	Flat seal	EPDM	
8	Bush	Bronze (DN 3")	EN 1982 CuSn5Zn5Pb2-C GS
9	Closing system	Bronze	EN 1982 CuSn5Zn5Pb2-C GS



## Approvals



### International construction Standards :

Directive 2014/68/UE  
Overall dimensions adapted to submersible pumps  
Thread connection NF EN ISO 228-1

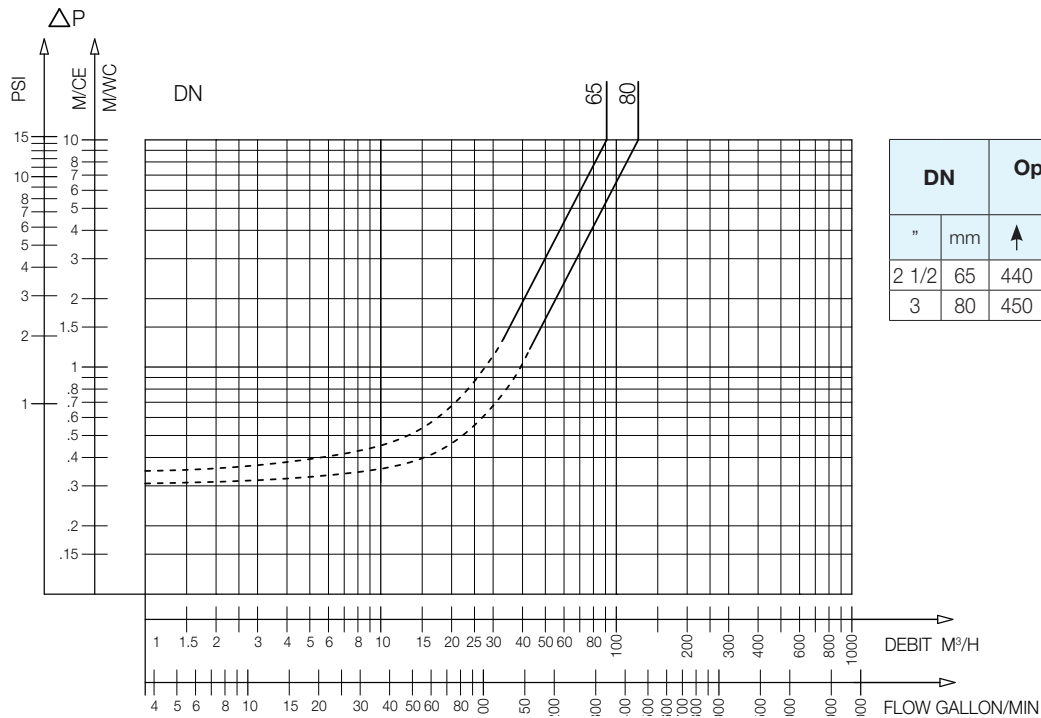
## Application

Submersible pumps and high-pressure distribution.

## Operation

### Direction for use :

- Solid line : Valve completely open
- Dotted line : opening stage of valve

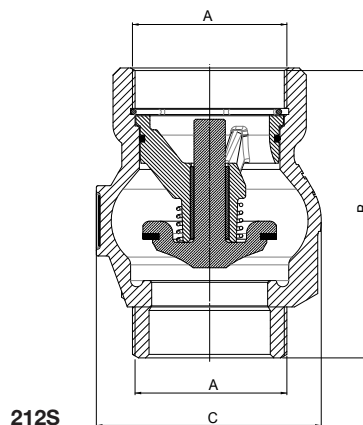


DN		Opening pressure in mm CE			Kv m³/H	ζ	
"	mm	↑	↓	↔			
2 1/2	65	440	220	330	110	91	3,44
3	80	450	190	320	130	124,65	4,21

212S - Headloss chart

## Sizing

A		B	C
"	mm	mm	mm
2 1/2	65	139	99
3	80	165	127



The descriptions and photographs contained in this product specification sheet are supplied by way of information only and are not binding.

Socla reserves the right to carry out any technical and design improvements to its products without prior notice. Warranty : All sales and contracts for sale are expressly conditioned on the buyer's assent to Socla terms and conditions found on its website at [www.socla.com](http://www.socla.com). Socla hereby objects to any term, different from or additional to Socla terms, contained in any buyer communication in any form, unless agreed to in a writing signed by an officer of Socla.



**A WATTS Brand**

**Socla sas**

365 rue du Lieutenant Putier • 71530 Virey-Le-Grand • France

Tel. +33 03 85 97 42 00 • Fax +33 03 85 97 42 42

[contact@wattswater.com](mailto:contact@wattswater.com) • [www.socla.com](http://www.socla.com)

ISO 9001 / ISO 18001